



Heavy Duty

Options & Features

©2015 Miller Industries

Electrical and Lighting Options

MMO System

Standard on 7035, 9055 and 1135-1075 Rotators
Optional – 4024, 5130, 5230, V-70 and V-100, 1130



Three Solid-State mVECS for wiring junctions, Located in drivers side forward toolbox or on the turret for a Rotator.

Also new R260 remote receiver in same location, no external antenna



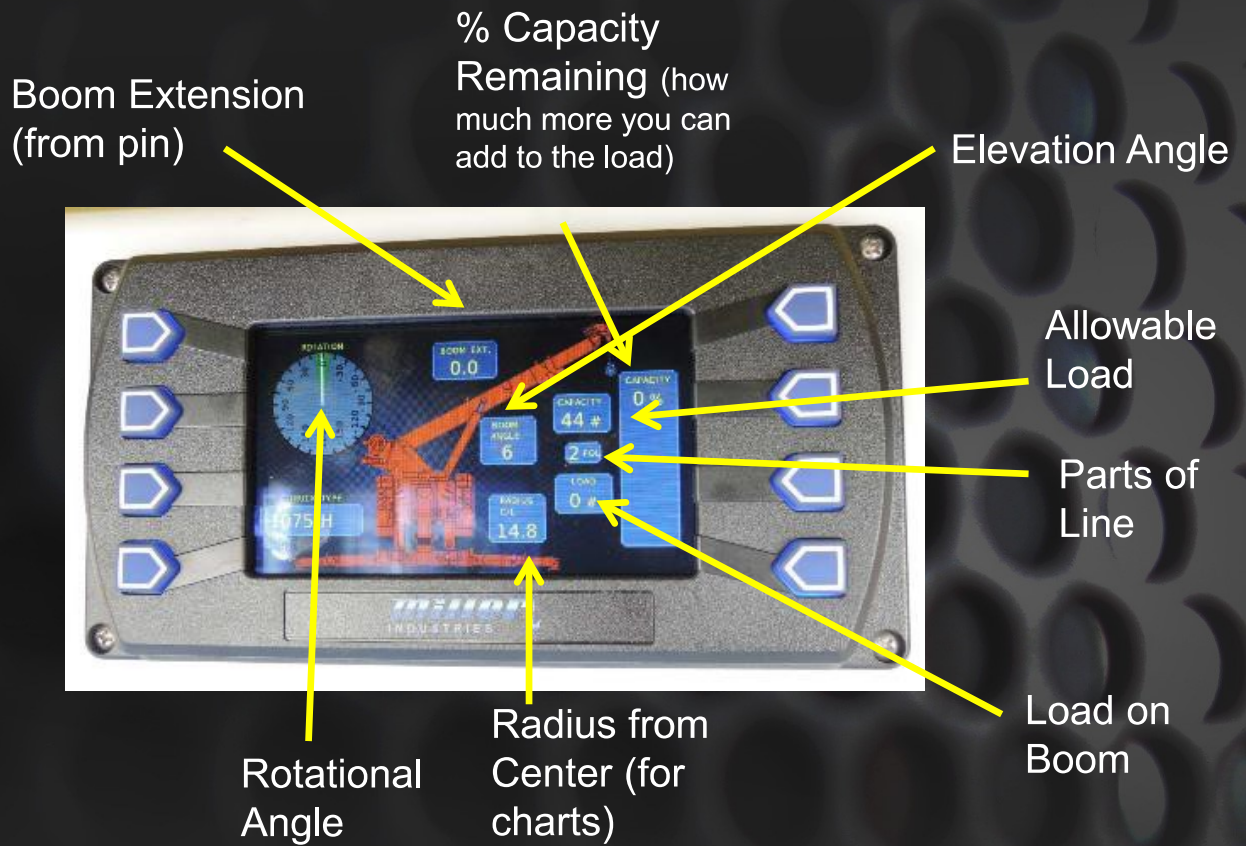
Two multi-function backlit touch-screen displays
(1 in the cab, 1 at the rear controls)

Wireless Remote System

- 4024, 5130 & 5230 – 8 Function Underlift Remote Standard
Optional 14 Function Available
- 7035, 9055 – 14 Function Underlift & Boom Remote Standard
- All Rotators – 8 Function Underlift Remote Standard
- 3212 – Option to upgrade to the 12 Function Boom and Underlift Remote
(Standard with Passenger Side Wired Lanyard Underlift Remote)



MMGO System (Rotators)



2 touch screens are standard with an MMO and MMGO system. But only the rear display shows load information with the optional MMGO system.

Raptor Remote



Optional on all rotators 1135-1075
Standard on 1150R
Includes Load Sensing Information

Century MMO & Remote Availability

Description	3212	4024/5130/5230	7035/9055	7035XP/ 9055XP	1130/1140/1150/ 1075S
8 fxn wireless remote only	x	124004514	x	x	124004514
8 fxn remote and MMO power dist	x	124004537	x	x	124004510
14 fxn wireless remote only (12 fxn on 3212)	124004618	124004584	124004584	x	x
14 fxn remote and MMO power dist	x	124004511	124004511	x	x
XP MMO Power dist. and remotes	x	x	x	124004512	x
XP Omit Power Dist (incl remotes)	x	x	x	124004600	x
8 fxn remote and MMGO power dist	X	X	X	X	124004591

Red=Standard

Air PTO Override

124002680 (Sgl-Acting) 4024-9055, XP

124002681 (Dbl-Acting) All Rotators

Double Acting



Allows for manual PTO engagement if there is an electrical failure.



Air Electric PTO: 129003010
Hot Shift PTO: 129003011



Left – Single Action – also shows the yellow knob for the pusher axle air pressure adjustment.

Flasher Control Power Unit

124004140 - All Models



Video

Five wire hookup-Requires LED lights-10A maximum
Flashes all marker lights on the wrecker body


Round LED Underlift Lamps

124004448 (pair) All Models - includes bracket



Swivel Lamps

124004644 (pair) - All Models



LED Side Light

124004629 (pair)



Also functions as marker light & flasher light
when used with Flasher Control Power Unit

LED Under Body Strip Light Kit

124004649 (set of 6)



LED Flashing Warning Door Light Kit

124004627



Lumetic Boom Scene Light

124004628




1150 Scene Lamp Mount Kit -124004709

1075 Scene Lamp Mount Kit - 124004710

White LED Toolbox Strip Lights

Now standard on all units V30/3212 and larger



Retrofit kits available for 2002 and newer HD Bodies – 124004649

Minimum Order is 6 and then in groups of 3 (6,9,12, etc)



Whelen LED Micro-Edge Pod

124002708 - without brackets (pair)

124002812 – with brackets (pair)

Offered with and without brackets



For Rotator top-beam front
outrigger, use 124002812-
includes bracket



Whelen 72" 16-Head LED Lightbar

124002710 - 4 Corner Amber, Halogen Work Lights, Brake-Turn-Tail



Whelen 60" 8-Head LED Lightbar

174001984 - 4 Corner Amber, Halogen Work Lights, Brake-Turn-Tail



Whelen 60" 4-Head LED Lightbar

124002711 - 4 Corner Amber, Halogen Work Lights, Brake-Turn-Tail

M6 Clear Lens Amber LED

124004444 (pairs)



Additional Lighting Options

LED Flex Lamp Kit

124004452 (pair)



LED Dominator Lamp Kit

124004449 (pair)



Pylons

Optional Aluminum Tubular Pylons

3212 - 33" - 124002677



CX2 body - 42" - 124004117



Optional Aluminum Tubular Pylons

38" - 124003003

Shown with 2 pairs 124004444 (M6)



51" - 124003005



Fold Down Light Bracket - 124002704



Aluminum Tubular Pylons can be painted if desired

Optional Aluminum Tubular Pylons

43" – 124004475



38" – "Double Stack"
124004254



Allows for two light bars



For use with Peterbilt & Kenworth Extended Day Cabs



Kenworth



Peterbilt

Vulcan HD Pylons

37" – 124002740




47" – 124003001



Optional Aluminum 3" Pylon Spacer

124002678

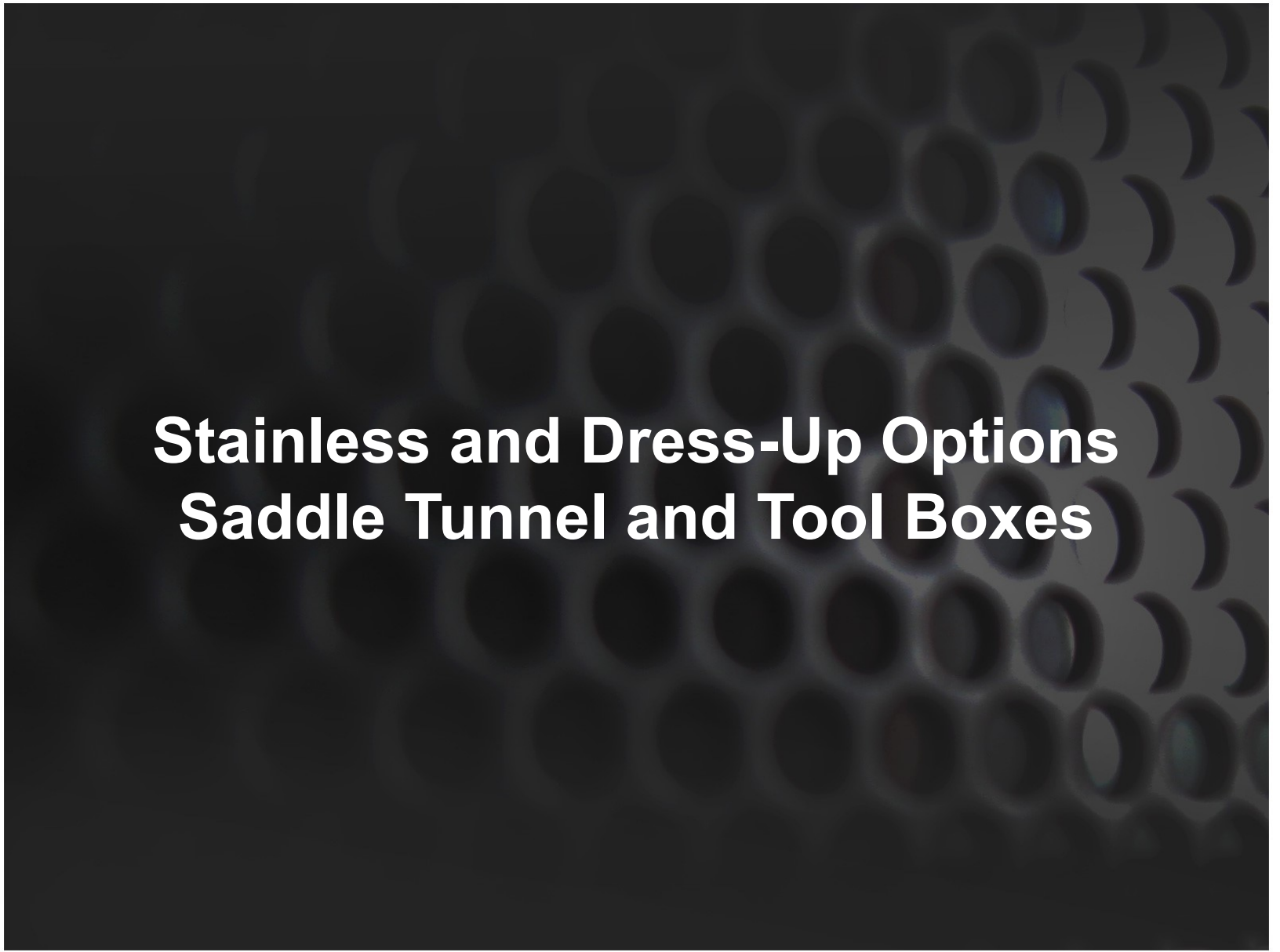


Rotator Aluminum Tubular Pylon

Standard on Rotators 2016
124004150 (no swivel required) 1130/1140 Fixed
145002813 (includes collector ring) 1150-1075



Can be painted if desired



Stainless and Dress-Up Options Saddle Tunnel and Tool Boxes

Tailboard Dress Up Kits

Refer to MQQ2.0 for Part Numbers and Pricing



Adding Optional D-Rings will not affect the Part Number

Stainless Cylinder Wrap Kit

124004576 – 9055/1140

124004677 – 1150/1075



1 1/4" Handrail Kit

124002512



PolyBilt Body Option

Tandem CBs - 156, 180, 204 or 228

Tri-Axle CBs - 180, 204 or 228

Body Shown with Optional Lighting



Century Crossover Tunnel

124004446

Crossover Boxes are available on the following bodies.


4024 – 156" CA and Larger

5130 – 182" CA / 156" CB and Larger

5230 – 156" CB and Larger

7035 – 180" CB and Larger

9055 – 180" CB and Larger




3212 Stainless Kit

CX2 – 120" and/or 138" CA

124002613

Standard Body

124002612



Tunnel Box Stainless Shown is Sold Separately

Stainless Kits



2-Door - 124002611

Tunnel Box Stainless Shown is Sold Separately



3-Door - 124002613



4-Door - 124002614



Rotator - 124002610

Rotator Kit will Fit both Standard and H-Beam

Tunnel Box Stainless Shown is Sold Separately



24" Tunnel
 124004384 (4024 and larger)
 614-070800 (3212)
 Stainless Kit 124004403



30" Tunnel Box
 124004386
 Stainless Kit 124004402



36" Tunnel Box
 124004387 (4024 and larger)
 6114-071800 (3212 & 600R)
 Stainless Kit 124004256



48" Tunnel Box (Door)
 124004389 (4024 and larger)
 Stainless Kit 124002633



124004538 (3212 or 600R)
 Stainless Kit 124002633

Toolbox Options

Polished Rails



The Rails are polished from the front to the rear, stopping at the top taillight.

Not Available on PolyBilt Body

Stainless Fenderettes (each)

124004593



(3 Shown)



Kenworth RH Dummy Stack

4024-1075

124004499



Forks & Attachments

Fork Kit

Standard on:

4024, 5130, 5230, 7035, 9055, 1130, 1140, 1150, 1150R, 1075S



Forks come in Black Primer for Parts Orders

Additional Lift Forks & Attachments

Spring Lift Adapter
124001389 (pr)



Standard on:
4024, 5130, 5230, 7035, 9055,
1130, 1140, 1150, 1150R, 1075S

Fork Reducer
124002430 (pr)



Optional on All Models

Additional Lift Forks & Attachments

6 ¾ Curved Fork
124004513



Volvo Fork
124002615



King Pin Tow Plate Recovery Loop
9401902



Short Axle Fork Kit

Standard on all units 3212 and larger- 124004454



Bus Lift Eye Attachment

124002634 (pr)
Optional on All Models



U-Bolt Adapter

124002632 (pair)
Optional on All Models



Rear Tows Only!

Additional Crossbar Attachments

Offset Fork Holder (pr)



Standard on 5130 and Larger Units
5" Crossbar – 124001718

Standard on 4024
4" Crossbar - 124002515

Standard on 3212
3212 Crossbar - 124002516

Riser Bracket (pr)



Standard on ALL Rotators
Optional on all other Models

4" Crossbar – 124001724

5" Crossbar – 124001514

3212 Crossbar - 124004078

Hook End Cap (pr)



Standard on 5130 and Larger Units
5" Crossbar – 124001420

Standard on 4024
4" Crossbar - 124002048

Standard on 3212
3212 Crossbar - 124002517

Offset Fork Holder Extension


124002230 (pr)



Optional on All Models, Suggested 5130 and Larger Only

Chain Hook Adapters

124002229 (lh/rh pr)



Optional on All Models,
Suggested 5130 and Larger Only

Pintle Hook, Tow Ball, & 5th Wheel Attachment for 3212

124002645



Pintle Hook Kit

124002211

Optional for 4024 and Larger Units



King Pin Attachment Kit

124001948



Requires 124002211 Pintle Hook Kit
Optional for 4024 and Larger Units

5th Wheel Adapter Kit

124001833



Requires 124002211 Pintle Hook Kit

Optional for 4024 and Larger Units

For Empty Trailers Only-24K Capacity

Additional Attachments

Tow Ball Adapter
124002431



Shown with Optional Convert-a-Ball Shank

Converter Ball
174017093



Includes Adapter Shank Shown on the Tow Ball Adapter




Requires 124002211 Pintle Hook Kit



Euro Bus Lift

124002467 Optional on 5130 and Larger units, 5" x 5" crossbar



Bus Lift

124001914 - 5x5 Crossbar (5130 and Larger)

124002033 - 4x4 Crossbar (4024)



XHD Tire Lift

Optional for 35 Ton Units and SDU-4 Underlifts
New Unit - 124002808



Field Retrofits

124002853 – Century - Includes XHD 5x5 Crossbar

124004081 – Vulcan – Includes XHD 5x5 Crossbar

For units already having a 5x5 Fabricated Crossbar

123002808 – Century and Vulcan

Bus Lift Storage System

124002587 For 5x5 Crossbar
Optional on 5130 and Larger Units
Does not fit Rotator Boxes



Can be used with both 124001914 (Heavy Duty) and 124002808 (Extra Heavy Duty) lift systems

External Bus Lift Storage System

124004380 For 5" x 5" Crossbar
Optional on 5130 and Larger Units



Can be used with both 124001914 (Heavy Duty) and 124002808 (Extra Heavy Duty) lift systems

6,000 lb. L-Arm System

124001738 For 5x5 Crossbar
Optional on 5130 and Larger Units



124002416 for a 4x4 crossbar in a 4024

Rear Outrigger Options

Grater Blade Attachment (pr)

124002401



D-Ring Kit (pr, 12x15 Spades)

124002537



Rear Spade Extension (each)

124002618



For Use with 4024, 5130, 5230, 7035, 9055 without the Optional Outriggers

Ground Penetrating Plate

124004091



Fits Rotator, Integrated, and XP units
Sold each, includes a pin

Accessories

Wide Load Bars

36" Wireless LED

124004494



Includes 7 Way Plug-in Transmitter

36" Wired LED

174019036



Requires Light Cord (60') – Part Number 174019036

Safety Chain Roller Kit

Integrated Version - 124004450 - Optional All Models
Rotator Version – 124004473- (N/A with Dual H-Beam)



Allows for quicker retrieval and return of safety chains into the safety chain pockets

Chain Rack Carousel

124004658




Available for 9055 (3-Stage), 1130, 1140, 1150, 1150R, 1150RXP, and 1075S
Requires 36", 36" Tandem Steer, or 48" Tunnel Box

Dual Reverse Camera

124004442 - Optional on All Units

Includes the color screen inside the cab.



Rotator Placement



KW Nav Harness for Camera - 0312414



Century Integrated Placement

Tailboard Remote

124001979 - Optional on All Units



Rocker switch style replaces push-button style

Lighted Controls – Integrated Units

124002796- Factory Install or Field Retrofit



Lighted controls for **XP UNITS** are available as
124002815 for Factory install or 124002813 for Field Retrofit

Optional Color Control Handle Kit

124004470- Factory Install or Field Retrofit



Includes enough colored handles to do both sides of a large unit from 4024 through a 6-winch Rotator



**Shackles, Straps, Chains,
Snatch Blocks
and Related Items**

Alloy Screw-Pin Shackle Kit

124004083 - The shackle kit was made to fit with the Endless Loop Strap Kit (124002697, Sold Separately)

Kit Includes:

- 2 ea) 1 1/4" Alloy Master Links 18 Ton
 - 2 ea) 1" Alloy Screw-Pin Shackles 8 1/2 Ton
 - 6 ea) 1 1/4" Alloy Screw-Pin Shackles 12 Ton
 - 2 ea) 1 1/2" Alloy Screw-Pin Shackles 17 Ton
- All Made in USA



Optional on all models

Endless Loop Strap Kit

124002697



COLOR CODE	CAPACITIES IN POUNDS			MINIMUM LENGTH	INCLUDES TWO EACH
	VERTICAL	CHOKER	BASKET		
YELLOW	8400	6720	16800	3 FT	4 FT, 6FT
RED	13200	10560	26400	3 FT	8 FT, 12FT
BLUE	21200	17000	42400	6 FT	12 FT, 16 FT

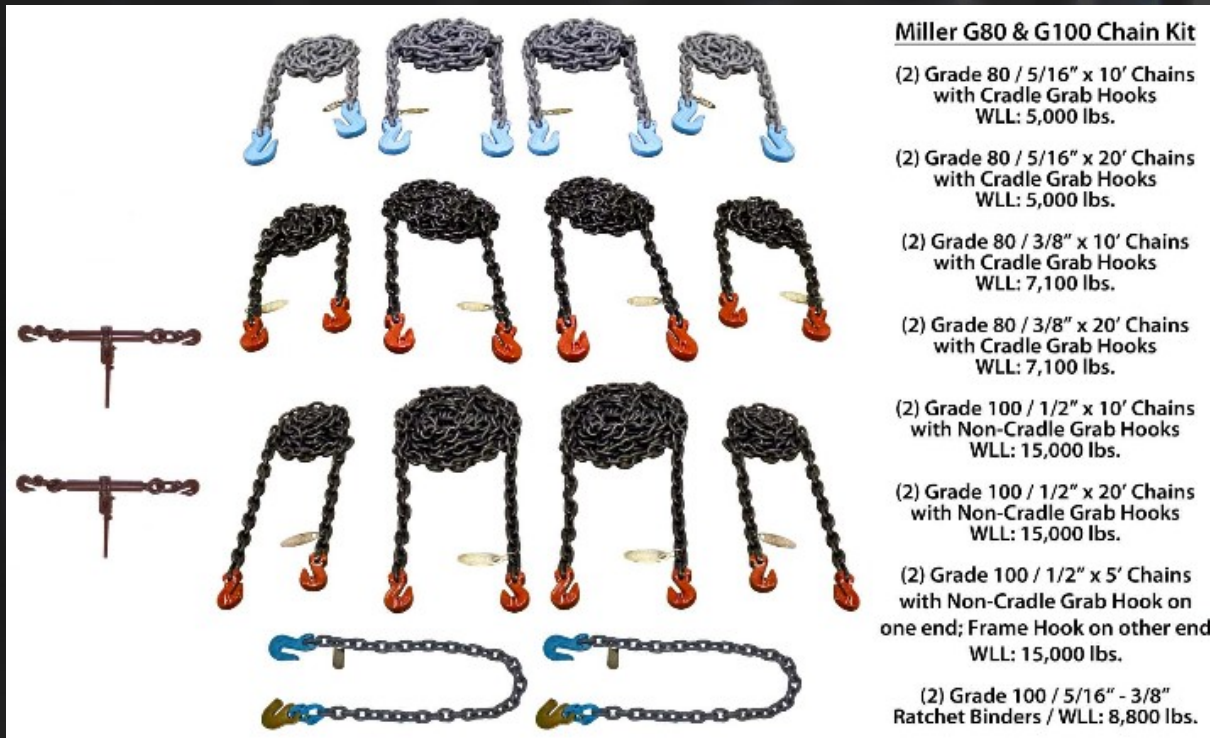


Optional on all models

(124004521 is the same kit but without the blue straps, for 3212)

Chain Kit

124004661



Miller G80 & G100 Chain Kit

(2) Grade 80 / 5/16" x 10' Chains with Cradle Grab Hooks WLL: 5,000 lbs.

(2) Grade 80 / 5/16" x 20' Chains with Cradle Grab Hooks WLL: 5,000 lbs.

(2) Grade 80 / 3/8" x 10' Chains with Cradle Grab Hooks WLL: 7,100 lbs.

(2) Grade 80 / 3/8" x 20' Chains with Cradle Grab Hooks WLL: 7,100 lbs.

(2) Grade 100 / 1/2" x 10' Chains with Non-Cradle Grab Hooks WLL: 15,000 lbs.

(2) Grade 100 / 1/2" x 20' Chains with Non-Cradle Grab Hooks WLL: 15,000 lbs.

(2) Grade 100 / 1/2" x 5' Chains with Non-Cradle Grab Hook on one end; Frame Hook on other end WLL: 15,000 lbs.

(2) Grade 100 / 5/16" - 3/8" Ratchet Binders / WLL: 8,800 lbs.

Optional on all models, suggested for 4024 and Larger Units
(124002523 Medium Duty Chain Kit (GR70) for use with 3212/V30)

5' Frame Rail/Trailer Chain

124004699



5/8" GR100 Chain Kit

124002820



Includes two each 5/8 GR100 10' and 15' long with a grab hook on each end
Optional on all models, suggested for 1075S

3/8" EDOG Eliminator GR100 Chain Bridle

124004153



Optional on all models

1/2" EDOG Eliminator GR100 Chain Bridle

124004588



Optional on all models, suggested for 9055 and Larger Units

1/2" GR100 Foundry Hook Kit

124004156 (2 Hooks, 2 Shackles)



Optional on all models - Does not include the Blue Chain

Alloy Snatch Blocks

8 Ton - 124001058



12 Ton - 124001886



Optional on all models

Suggested for units with 35K and smaller winches

Optional on all models

Suggested for units with 50K and Larger Winches

Made in USA

4-Ton (174017214) Johnson Snatch Block is also available for 3212/V-30

Spreader Bar



124004417 (each)

Can be configured for 100", 105" and 110" lengths



Short Spreader Bar Tube –

Allows for 58", 63" and 68" lengths

124004469 (each)



Shown with optional shackles and straps



Optional Mounting Kit - 124004426

End Cap Storage

124004615



Tool Compartment Organization and Storage

Rigging Storage Bar

124004132 (ea)



Can be used in all large tunnels – snatch blocks sold separately

Dual Snatch Block Storage Kit

124004463 (ea)



Can be used in all large boxes, snatch blocks sold separately.
2 kits shown, each kit contains 1 top and 1 bottom bracket

Shackle and Accessory Hanger Kit

124004414



Includes 5 hangers - does not include shackles

Tunnel Box Attachment Storage

124004539



Attachments and Spreader Bar Tube Storage Not Included.
Works in 36" and 48" Tunnel Boxes

Tunnel Box Fork Storage

36" Tunnel Box - 124004540



48" Tunnel Box - 124004541



Forks and attachments shown are not included

Water Tank Kit

124004635



Telescoping Ladder

124004656



Hand Tool Boxes



3-Drawer 50001868



7 Drawer with Removable Storage
Box

50000643

Tunnel Box Shelf Kit

48" Box – 124004131

36" Box – 124002844

30" Box – 124004528



Straps, lumber, and oil dry shown not included
Chains, rack, and attachments sold separately

Tunnel Box Chain Rack

48" – 124004130

36" – 145002869



Chains and attachments sold separately

Additional Options

Air and Electric Storage Kit

124004258



Optional on All Units

Includes 2 red and 2 blue coiled air lines with fittings, coiled electric cable and storage rack.

Boom Angle Indicator

124002468 – Integrated

Standard on All Rotators



Extendable Rear Spades

3212 & V 30
Manual Extension



4024, 5130 and 5230
7035 and 9055
Hydraulic Extension



XP Add-Ons

XP Standard Pylon

124002830



Shown with optional lightbar and lights

XP Aluminum Tubular Pylon

124004193



XP Spade (each)

124002619



XP & RXP Bus Lift Storage System



124002525 for XP

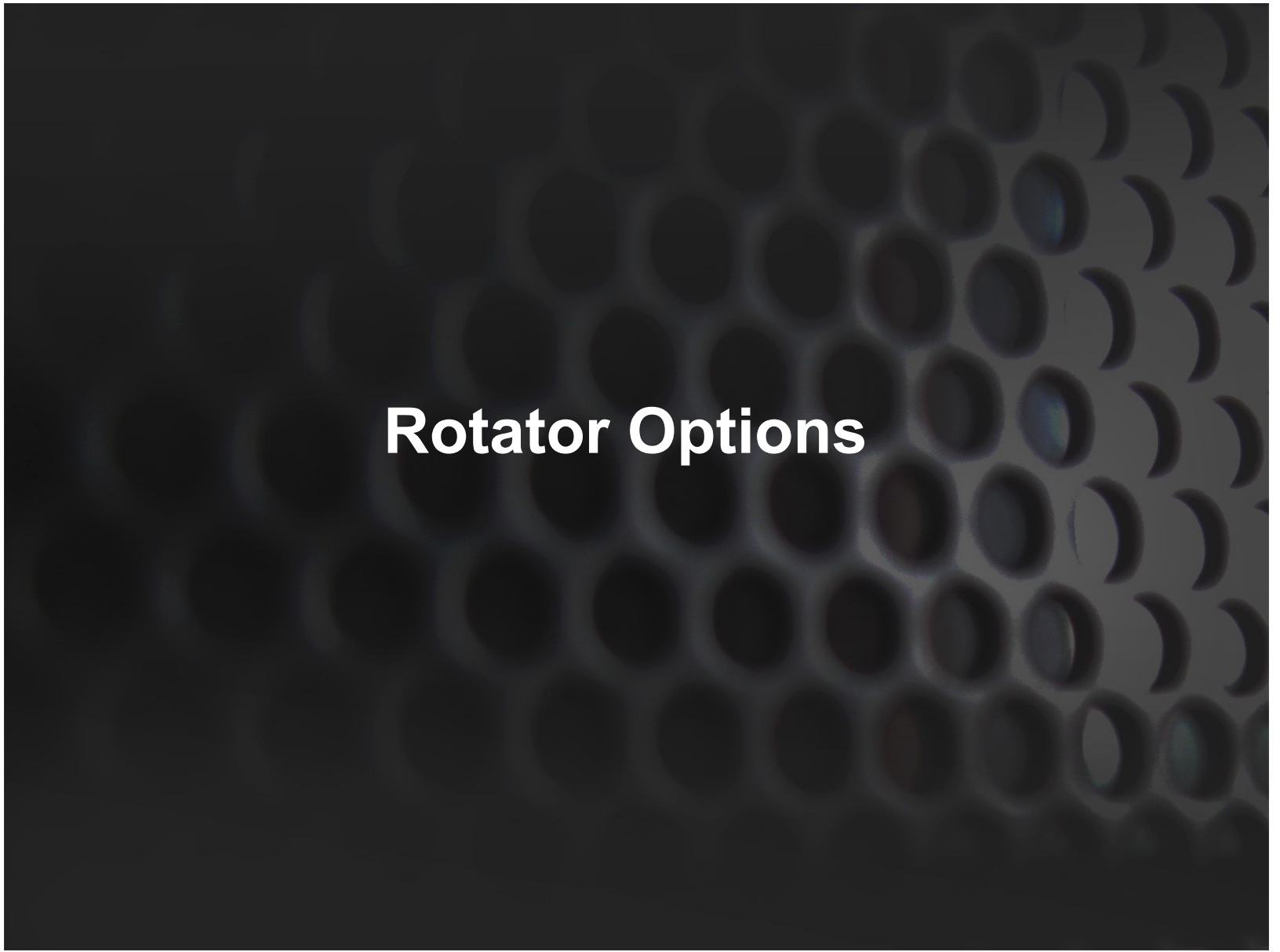


124004190 for RXP

Can be used with both 124001914 (Heavy Duty) and
124004079 (Extra Heavy Duty) lift systems



SP Side Pullers



Rotator Options

Rotator Standard Controls

1130, 1140, 1075S



Allows for a maximum of 1 deck drag winch. Not available with two or more auxiliary winches. Includes manual control handles for all outriggers

Rotator Proportional Lighted Controls

New Units See Matrix

Includes LH Only Manual Controls-Includes Panels For Both Sides As Shown
(Also Available As A Field Retrofit Kit 124002824)



Driver Side



Passenger Side

Proportional Controls Include electric control switches for all outriggers

Optional Passenger Side Manual Lighted Controls Upgrade

A Proportional system is required for use with this add-on option

New Units 124002803

(For Field Retrofit Use 124002800 -Only Includes Lighted Panels For Both Sides)



This option adds manual controls to the passenger side and replaces the panels as shown on the lower right of the previous slide.

Colored LED Control Lamps



Standard on all lighted proportional control rotators.
Optional on all Integrated units.
Has colored LED lamps to identify switch functions.

Optional Colored control handles also shown

Rotator Controls Matrix

Determine which model in the red, then choose the number of drag winch(es) desired in black for that model. Continue to the right on the same line and select one of the numbers in the either of the green columns, the first number is for non-lighted controls, the second pair is for lighted/proportional controls. Based on your selection, you will need all the part numbers listed in that row in the blue boxes. To add manual/lighted controls to the passenger side, you need to add 124004484 to your proportional controls.


Model	Number of Drag Winches	Standard Controls, Non-Lighted	Proportional Controls, Lighted	25k Drag	35k Drag	50k Drag	Dual 35K Drag	50k Drag	Dual 35K Drag	Dual 15K Turret 1140	Dual 22K Turret 1060S or 1075S/1075S2
1130	0	124004211	N/A	-	-	-	-	-	-	-	-
1130	1	124004211	N/A	124004229	-	-	-	-	-	-	-
1140	0	124004208	124004482	-	-	-	-	-	-	-	-
1140	1	124004208	124004482	-	124002628	-	-	-	-	-	-
1140	2	N/A	124004482	-	-	-	-	-	-	124004201	-
1075S/1150	0	124002588	124004482	-	-	-	-	-	-	-	-
1075S/1150	1	124002588	124004482	-	124002628	-	-	-	-	-	-
1075S/1150	1	124002588	124004482	-	-	124002623	-	124004429	-	-	-
1075S/1150	2	N/A	124004482	-	-	-	124002600	-	124004415	-	-
1075S/1150	2	N/A	124004482	-	-	-	-	-	-	-	124004212-1075S
1075S/1150	3	N/A	124004482	-	124002628	-	-	-	-	-	124004212-1075S
1075S/1150	3	N/A	124004482	-	-	124002623	-	124004429	-	-	124004212-1075S
1075S/1150	4	N/A	124004482	-	-	-	124002600	-	124004415	-	124004212-1075S

1150R requires Raptor Package
Raptor Package Optional on all other Rotator Models

Dual 22K Turret Drag Winches

124004212 - 1075S

124004214 - 1150



For customers who may want to add the dual turret winches at a later date, factory provisions can be added on a new unit, contact the factory for details.

22K Side Winch Dress Up Kit



Dual 15K Turret Drag Winches

124004201 for (1140 Only)

An 1140 can have the following winch combinations:

2 Main Winches

2 Main Winches and 2 - 15K Turret Drag Winches

2 Main Winches and 1 - 35K Belly Drag





For customers who may want to add the dual turret winches at a later date, factory provisions can be added on a new unit, contact the factory for details.

Provisions - Turret Drag Winches

Turret Drag Provisions give you the mounting plates, plumbed hydraulic lines and boom end weldment (not the boom end swivels).

1140 – 124004201
1150 – 124004189
1075S – 124004188

Requires Appropriate Controls



Turret Provisions give you everything but the Winches, Cables and Boom End Swivels.

1135 25K Belly Drag Winch

Requires appropriate controls



35K Also Available

Belly Drag Options

35K – 124002628

1130-1075

Requires Appropriate Controls



50K – 124002623

1140, 1150, and 1075S Only

Requires Appropriate Controls



Dual 35K Belly Drag Winches


124002600

Requires appropriate controls-1075S Only



Dual H – Belly Drag Options

Single 50K



Dual 35K




1140 RXP



Note new toolbox under legs-now standard (1 each side)

Rotator D-Ring Package



N/A on
Dual H-Beam



1075 Only

Chrome D-rings shown are additional cost

Rotator Tailboard Options

Refer to MQQ2.0 for Current Part Numbers and Pricing



SDU-4 – 143.5” Reach

Standard on 1135, 1140, 1150S, 1075S



SDU-4 Lowrider – 165.5” Reach

Optional on the 1130, 1140, 1150, 1075S - 124004191



HHU – 135” Reach

Standard on 1075S Dual H-beam



HHU Lowrider – 141” Reach

Optional on 1150S, 1150R, 1075S Dual H-beam



HHU Coach Version Available

H-Beam Front Outriggers

Optional on All Rotators

3-Stage (262")– 1140, 1150, 1075S - 124004152

2-Stage (212") – 1130 - 124004151



Note holes that allow legs to be pinned fully in or out during a side pull

Rotator 4-Stage Rear Outriggers

Standard – 1150, 1150R, 1140, 1075S



Not available on 1130, 1130 comes with 3-Stage Version

H-Beam End Dress Up Kit (pr)

124004532



H-Beam Large Foot Upgrade

124004544 Dual H-Beam
124004545 Front H-Beam Only
124004604 – for Enlarged Pad



H-Beam Spade Attachment

124004175 (each) (H-Beam Low Outriggers)

Will not work with Enlarged Pad Option



Note Product Feature of H-Beam Low Outriggers, Standard Tieback Lug for Screw-Pin Shackle
Shackle not included

Rotator Winch Bucket Aluminum Dress Up Kit


Refer to MQQ2.0 for Part Numbers and Pricing



Includes 5 pieces

Narrow Battery Box

124002763



Updated Standard Features

5x5 Fabricated Crossbar

Standard on 5130 and Larger



Xylan Coated Pins



Xylan pins are used on 3212 and larger units.

Xylan coatings provide lubrication and controlled friction, wear resistance, heat resistance, nonstick and release properties and, at the same time, can also protect from corrosion.

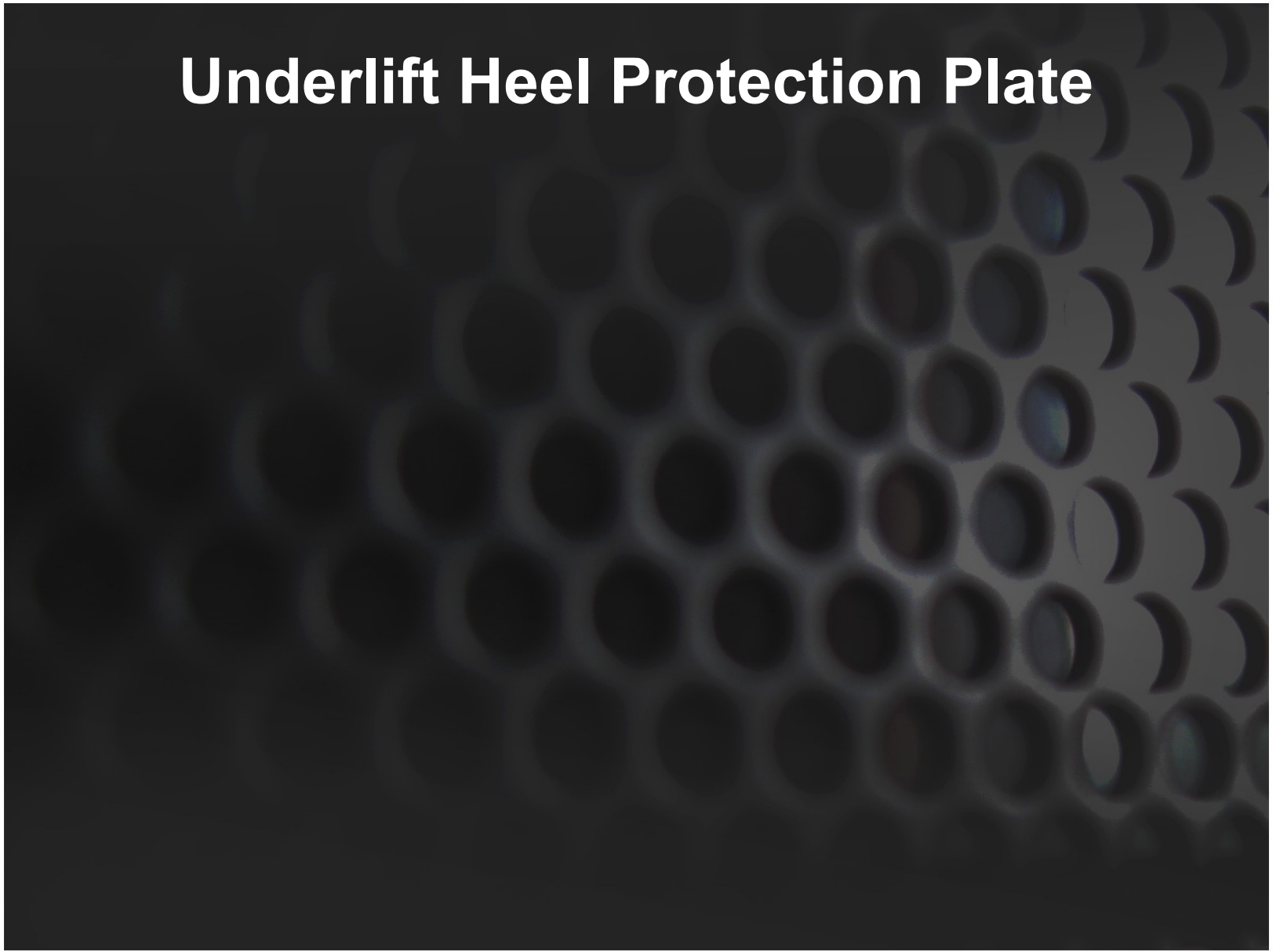
Xylan pins do not eliminate the need for grease.

2.5 Degree, 4-Stage Rear Outriggers



Retrofittable features for Older Units

Underlift Heel Protection Plate



SDU Tilt Cylinder Remote Lube

Retrofit Kit 124003026

